

# HSS DRILLS



## PRODUCT RANGE

### Types

- Jobber, Stub, Taper Shank, Long & Extra Long, Gold, Super Drill Center Drill, NC Point Drill

### Range

- 1.0 mm to 76.0 mm (OAL upto 500 mm)

### Grade of Steel

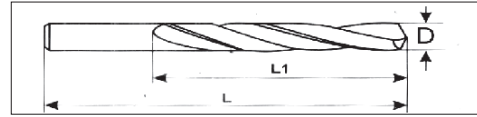
- M2, M35 & M42

## APPLICATIONS

- Steel
- Stainless Steel
- Cast Iron
- Brass
- Aluminium
- Non - ferrous metal

## INDUSTRIES


- Automotive & Auto components
- Railways & Infrastructure
- Aerospace & Defense
- Heavy Engineering
- Machine Tools
- Electronics & Electrical

**HSS JOBBER DRILLS - IS : 5101 - 1991**
**DIN : 338 & BS-328 Part-1**


DIA IN MM (D)	FLUTE LENGTH MM (L1)	OVERALL LENGTH MM (L)	PCK QTY NOS.
1.00	12	34	10
1.05	12	34	10
1.10	14	36	10
1.15	14	36	10
1.20	16	38	10
1.25	16	38	10
1.30	16	38	10
1.35	18	40	10
1.40	18	40	10
1.45	18	40	10
1.50	18	40	10
1.55	20	43	10
1.60 (1/16")	20	43	10
1.65	20	43	10
1.70	20	43	10
1.75	22	46	10
1.80	22	46	10
1.85	22	46	10
1.90	22	46	10
1.95	24	49	10
2.00 (5/64")	24	49	10
2.05	24	49	10
2.10	24	49	10
2.15	27	53	10
2.20	27	53	10
2.25	27	53	10
2.30	27	53	10
2.30	27	53	10
2.40	30	57	10
2.45	30	57	10
2.50	30	57	10
2.55	30	57	10
2.60	30	57	10
2.65	30	57	10
2.70	33	61	10
2.78 (7/64")	33	61	10
2.80	33	61	10
2.85	33	61	10
2.90	33	61	10
3.00	33	61	10
3.10	36	65	10

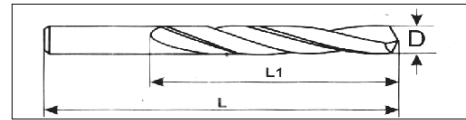

DIA IN MM (D)	FLUTE LENGTH MM (L1)	OVERALL LENGTH MM (L)	PCK QTY NOS.
3.15	36	65	10
3.20 (1/8")	36	65	10
3.25	36	65	10
3.30	36	65	10
3.40	39	70	10
3.50	39	70	10
3.60 (9/64")	39	70	10
3.65	39	70	10
3.70	39	70	10
3.75	39	70	10
3.80	43	75	10
3.90	43	75	10
3.95	43	75	10
4.00 (5/32")	43	75	10
4.05	43	75	10
4.10	43	75	10
4.15	43	75	10
4.20	43	75	10
4.25	43	75	10
4.30	47	80	10
4.37 (11/64")	47	80	10
4.40	47	80	10
4.50	47	80	10
4.55	47	80	10
4.60	47	80	10
4.70	47	80	10
4.75 (3/16")	52	86	10
4.80	52	86	10
4.85	52	86	10
4.90	52	86	10
4.95	52	86	10
5.00	52	86	10
5.10	52	86	10
5.20 (13/64")	52	86	10
5.25	52	86	10
5.30	52	86	10
5.40	57	93	10
5.50	57	93	10
5.60 (7/32")	57	93	10
5.70	57	93	10
5.75	57	93	10

**HSS JOBBER DRILLS - IS : 5101 - 1991  
DIN : 338 & BS-328 Part-1**



DIA IN MM (D)	FLUTE LENGTH MM (L1)	OVERALL LENGTH MM (L)	PCK QTY NOS.
5.80	57	93	10
5.90	57	93	10
6.00 (15/64")	57	93	10
6.10	63	101	10
6.20	63	101	10
6.25	63	101	10
6.30	63	101	10
6.40 (1/4")	63	101	10
6.50	63	101	10
6.60	63	101	10
6.70	63	101	10
6.75 (17/64")	69	109	10
6.80	69	109	10
6.90	69	109	10
7.00	69	109	10
7.10	69	109	10
7.20 (9/32")	69	109	10
7.25	69	109	10
7.30	69	109	10
7.40	69	109	10
7.50	69	109	10
7.60 (19/64")	75	117	10
7.70	75	117	10
7.75	75	117	10
7.80	75	117	10
7.90	75	117	10
8.00 (5/16")	75	117	10
8.10	75	117	10
8.20	75	117	10
8.30	75	117	10
8.40 (21/64")	75	117	10
8.50	75	117	10
8.60	81	125	10
8.65	81	125	10
8.70	81	125	10
8.75 (11/32")	81	125	10
8.80	81	125	10
8.90	81	125	10
9.00	81	125	10
9.10 (23/64")	81	125	10
9.20	81	125	10
9.25	81	125	10

DIA IN MM (D)	FLUTE LENGTH MM (L1)	OVERALL LENGTH MM (L)	PCK QTY NOS.
9.30	81	125	10
9.40	81	125	10
9.50	81	125	10
9.60 (3/8")	87	133	10
9.70	87	133	10
9.75	87	133	10
9.80	87	133	10
9.90	87	133	10
10.00 (25/64")	87	133	10
10.10	87	133	10
10.20	87	133	10
10.25 (13/32")	87	133	10
10.30	87	133	10
10.40	87	133	10
10.50	87	133	10
10.60	87	133	10
10.70 (27/64")	94	142	10
10.75	94	142	10
10.80	94	142	10
10.90	94	142	10
11.00	94	142	10
11.10 (7/16")	94	142	10
11.20	94	142	10
11.25	94	142	10
11.30	94	142	10
11.40	94	142	10
11.50 (29/64")	94	142	10
11.60	94	142	10
11.70	94	142	10
11.75	94	142	10
11.80	94	142	10
11.90 (15/32")	101	151	10
12.00	101	151	10
12.10	101	151	10
12.20	101	151	10
12.25	101	151	10
12.30 (31/64")	101	151	10
12.40	101	151	10
12.50	101	151	10
12.60	101	151	10
12.70 (1/2")	101	151	10
12.75	101	151	10

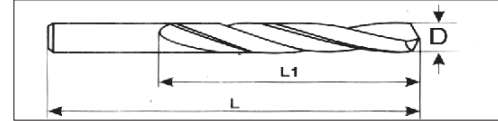
**HSS JOBBER DRILLS - IS : 5101 - 1991**
**DIN : 338 & BS-328 Part-1**

**HSS JOBBER DRILLS - LETTER GAUGE**

DIA IN MM (D)	FLUTE LENGTH MM (L1)	OVERALL LENGTH MM (L)	PCK QTY NOS.
12.80	101	151	10
12.90	101	151	10
13.00	101	151	10
13.10	101	151	01
13.20	101	151	01
13.25	108	160	01
13.30	108	160	01
13.40	108	160	01
13.50	108	160	01
13.60	108	160	01
13.70	108	160	01
13.75	108	160	01
13.80	108	160	01
13.90	108	160	01
14.00	108	160	01
14.20	114	169	01
14.30	114	169	01
14.50	114	169	01
14.75	114	169	01
15.00	114	169	01
15.15	120	178	01
15.25	120	178	01
15.30	120	178	01
15.50	120	178	01
15.75	120	178	01
16.00	120	178	01
16.50	125	184	01
16.70	125	184	01
17.00	125	184	01
17.50	130	191	01
18.00	130	191	01
18.50	135	198	01
19.00	135	198	01
19.50	140	205	01
20.00	140	205	01

Metric Sizes As Per BS 328 Part 1				PCK QTY NOS.
Letter Gauge	Drill Size	Flute Length	Overall Length	
	dmm	L1mm	Lmm	
LG A	5.94	57	93	10
LG B	6.04	63	101	10
LG C	6.15	63	101	10
LG D	6.25	63	101	10
LG E	6.35	63	101	10
LG F	6.35	63	101	10
LG G	6.63	63	101	10
LG H	6.75	69	109	10
LG I	6.90	69	109	10
LG J	7.03	69	109	10
LG K	7.14	69	109	10
LG L	7.37	69	109	10
LG M	7.49	69	109	10
LG N	7.67	75	117	10
LG O	8.03	75	117	10
LG P	8.20	75	117	10
LG Q	8.43	75	117	10
LG R	8.61	81	125	10
LG S	8.84	81	125	10
LG T	9.09	81	125	10
LG U	9.34	81	125	10
LG V	9.58	87	133	10
LG W	9.80	87	133	10
LG X	10.08	87	133	10
LG Y	10.26	87	133	10
LG Z	10.49	87	133	10

Note : All items required minimum order value of Rs.20,000/-.

## HSS JOBBER DRILLS - IS : 5101 - 1991 BS : 328 Part-1



Metric Sizes As Per BS 328 Part 1				PCK QTY NOS.
Wire Gauge	Drill Size	Flute Length	Overall Length	
No.	Dmm	L1mm	Lmm	
WG 60	1.02	12	34	10
WG 59	1.04	12	34	10
WG 58	1.07	14	36	10
WG 57	1.09	14	36	10
WG 56	1.18	14	36	10
WG 55	1.32	16	38	10
WG 54	1.40	18	40	10
WG 53	1.51	20	43	10
WG 52	1.61	20	43	10
WG 51	1.70	20	43	10
WG 50	1.78	22	46	10
WG 49	1.85	22	46	10
WG 48	1.93	24	49	10
WG 47	1.99	24	49	10
WG 46	2.06	24	49	10
WG 45	2.08	24	49	10
WG 44	2.18	27	53	10
WG 43	2.26	27	53	10
WG 42	2.37	30	57	10
WG 41	2.44	30	57	10
WG 40	2.49	30	57	10
WG 39	2.53	30	57	10
WG 38	2.58	30	57	10
WG 37	2.64	33	61	10
WG 36	2.71	33	61	10
WG 35	2.79	33	61	10
WG 34	2.82	33	61	10
WG 33	2.87	33	61	10
WG 32	2.95	33	61	10
WG 31	3.05	36	65	10

Metric Sizes As Per BS 328 Part 1				PCK QTY NOS.
Wire Gauge	Drill Size	Flute Length	Overall Length	
No.	Dmm	L1mm	Lmm	
WG 30	3.26	36	65	10
WG 29	3.45	39	70	10
WG 28	3.57	39	70	10
WG 27	3.66	39	70	10
WG 26	3.73	39	70	10
WG 25	3.80	43	75	10
WG 24	3.86	43	75	10
WG 23	3.91	43	75	10
WG 22	3.99	43	75	10
WG 21	4.04	43	75	10
WG 20	4.09	43	75	10
WG 19	4.22	43	75	10
WG 18	4.30	47	80	10
WG 17	4.39	47	80	10
WG 16	4.50	47	80	10
WG 15	4.57	47	80	10
WG 14	4.62	47	80	10
WG 13	4.70	52	86	10
WG 12	4.80	52	86	10
WG 11	4.85	52	86	10
WG 10	4.92	52	86	10
WG 9	4.98	52	86	10
WG 8	5.06	52	86	10
WG 7	5.11	52	86	10
WG 6	5.18	52	86	10
WG 5	5.22	52	86	10
WG 4	5.31	57	93	10
WG 3	5.41	57	93	10
WG 2	5.61	57	93	10
WG 1	5.79	57	93	10